

HORNSBY DOG TRAINING CLUB INC

(Affiliated with Dogs NSW)



The Post

May Issue 2013

Contact Us
Email hornsbydogtrainingclub@hotmail.com
Website www.hornsbydogtrainingclub.org.au
Post P O Box 3257, Asquith NSW 2077

TRAINING INFORMATION

WHERE: Rofe Park, Galston Rd, Hornsby Heights

WHEN: Sundays *(rain, hail or shine except long weekends)*

CHECK-IN: All dogs must be checked-in prior to training. Please do not allow your dog to approach others until check-in is complete.

COST—A **\$2.00 ground fee** is payable at check-in—Put your money in the tin on the table

Please keep your dog on lead and under control at all times both before and during class.

Please ensure your dog or puppy has been

FULLY VACCINATED before coming to training.

We also recommend vaccination against kennel cough. Talk to your vet for further information.

The Hornsby Dog Training Club teaches

obedience exercises for dogs of all ages, shapes and sizes on Sunday afternoons.

The club is run entirely by friendly volunteers who enjoy seeing new dogs progress through the classes to become good canine citizens.

The Club welcomes new members looking for an

obedient and friendly family pet, and those wishing to proceed further to the field of competitive obedience trialing.


CLASS TIMES:
Puppy Class: 1:00 - 2:00pm
Introduction Class –New Members 2:00 - 3:00pm
Class 1: 3:00 - 4:00pm
Class 2: 3:00 - 4:00pm
Class 3: 3:00 - 4:00pm
Class 4: 3:00 - 4:00pm
Advanced & Trialing: 2:00 - 3:00pm
TESTING: All Classes 2:00 - 3:00pm

Free Barbecue the 2nd Sunday of every month from 1.30pm

Come along on for a free bbq.

Drinks can be bought from the clubhouse and free tea and coffee available. Have a chat by the Barbie before class.

Don starts cooking early and it is ready from 1.30pm onwards. For Members and family.



Inside this issue:

HDTc Training info	1
Dog health Issues Dental Care	2
Editors Report & Etiquette at the club	3
Owners Health Issues Kinesio Tape Dog rocks	4
Vale—Tony Farmer 60th Obedience Trial Results	5
The Law, Your Dog and You Signs your dog may be unwell	6
Help at your club Advertising	7
Resources	8

Did you know there is a toilet inside the club house members can use ? - just in case!

Dog Health Issues — Dental Care—Sharp Pearly Whites!



While dogs may not get as many cavities as humans—care is essential not only to prevent tartar and plaque build up, and gingivitis, but to prevent long term problems affecting, their heart, kidney and liver.

How to clean your dog's teeth

Starting as a puppy is the best and easiest way. After exercising, when the dog is relaxing rub your finger around the inside of their mouth, when comfortable with this introduce a soft toothbrush or finger thimble and very gently brush the teeth. Hold his head gently and lift the side lip and brush along the surface. Speak softly— good,....clean teeth...good. Do this everyday. Hopefully you will be able to make this a happy time.

Introduce DOG toothpaste. **DO NOT USE HUMAN TOOTHPASTE**

This may take a little longer with older dogs. Use the same method and reward at the end. Again it has to be a good time: not a painful time.

Allow the dog to munch on the tooth bristles—this will help. (Cheap toothbrushes can be found in dollar shop stores—you may need a few!)

If the whole tooth brushing is a fight and tussle with no good outcomes—there are other ways that you can improve dental health.

Check out these great Video Clip Demonstrations!!!

1. http://www.youtube.com/watch?v=Uk7g_on4m08
2. <http://www.youtube.com/watch?v=nISxujrGVM>
3. <http://www.youtube.com/watch?NR=1&feature=endscreen&v=AZdiJOPJT7g>

Dry Food

Crunchy dog food is better for your dog's teeth than soft food which can stick to the teeth and cause decay.

Toys

The right kind of toy can take the place of a toothbrush. Choose spikey toys where the bristles

can rub next to their teeth. Nylon rope that the dog can move to the back of their teeth to crunch on. Rubber toys with bumps and uneven areas that can be rubbed up against gums. (Not very hard toys)

- Raw bones under supervision and only if your dog can tolerate them.
- Don't allow to chew on wood. Wood may splinter and or contain pesticides or treatments.
- Check toys regularly for break up / safety.
- Remember hard toys should never be thrown for your dogs to catch as they could dislodge or chip a tooth.
- Regular Vet Checks are important—ask your vet when getting vaccinations to check your dogs dental health.

Signs Needing Urgent Attention

- ⇒Continued Bad breathe
- ⇒Change in eating habits—crying when chewing
- ⇒Pawing at the face or mouth
- ⇒Excessive drooling
- ⇒Teeth that are crooked, discoloured, missing or loose
- ⇒Red, swollen, painful or bleeding gums
- ⇒Yellowish-brown tartar crust along the gum line
- ⇒Bumps or growths within the mouth

Helpful Links

Caesar Milan


<http://www.cesarsway.com/tips/thebasics/7-tips-for-doggie-dental-care#ixzz2P4HwjvRK>

About.com

<http://dogs.about.com/od/dogandpuppyhealth/qt/dentalcare.htm>

We had a miniature black poodle Sooty who had the cleanest teeth —everyone use to comment on them right up to old age. His trick was nicking a lemon off the tree, peeling it with his teeth and biting through the pith—how clever was he!

Images from clipart



Editor's Report

Hi Everyone

The club lost a lifetime member, Assistant Chief Instructor and Trial Manager, Tony Farmer in March, when he tragically died in a helicopter accident. The club is reeling from the sadness of his loss. Our hearts go out to his family and friends that are missing and grieving for Tony. Please read a tribute to Tony on Page 5

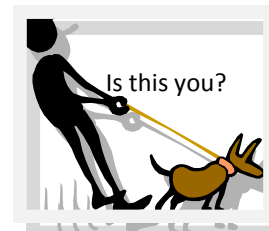
A reminder about taking control of your dog during training time. Do not let your dog approach other dogs or people before or during training. If we all stick to this rule even though it looks like fun for some, we will all be kept safe and have a much happier less worrisome time at training. Leave play for after training as a reward.

We hope you enjoy this edition filled with lots of hints and tips to keep you and your furry friend happy!

I would love to have an article from our members—if you have a fun picture or a story or suggestion to share please email through to me. Email: gurang@optusnet.com.au Regards to all *Narelle Brown*

Hornsby Dog Training Club—Simple Etiquette—Let's Review

- ◆ **You must have control over your dog—this means not allowing the dog to go up to other dogs or people *before or during training*.** Training is not play time. Let social time be after training.
- ◆ Please ensure that your dog does not approach other dogs even if they look cute and harmless...they may be recovering from an operation or surgery, or may be aggressive. You do not know a dog's history simply by looking at them.
- ◆ Dogs on lead at all times. It is very threatening for a dog to be on lead and to have a free dog running up to it as it has no way to protect itself other than to fight.
- ◆ Keep your dog close on your left hand side—Bent arm lead into chest. If you have a large dog do not have the dog at the end of the lead pulling against your arm. Firstly if they are large enough they can pull you over. If you constantly allow this pulling on your arm you may end up with sore shoulders or joints. Bend your arm at waist, pull dog in and do not allow your dog to lunge at other dogs or people.
- ◆ Have your dogs focus on you—not on other dogs. Stop any eyeballing of other dogs by simply turning the dog away, standing in front of the dog.
- ◆ Please do not bring a dog to class that you think may be sick or in poor health or who you think is feeling off.
- ◆ No bitches in season to be brought to class
- ◆ Children under 12 are not allowed to lead dogs in class.
- ◆ Please ensure children are away from the training session: this keeps children safe from other dogs and avoids distraction to other dogs and other owners. The adult can pass on training at home in a quieter safer place.
- ◆ Ensure children ask owners each and every time if they can pat their dog.



Healthy owners —The Benefits of Kinesio Tape

Article provided by Northern District Physiotherapy



1. Reduce Swelling
2. Increase Muscle Power
3. Increase Flexibility
4. Psychological Support
5. Correct poor biomechanics
6. Allow return to training and function earlier
7. Help with posture
8. Stimulation to skin cells that affect pain pathway

It's hard to turn on the TV to watch sports these days and not see the masses of fancy, brightly-coloured strips of tape running up and down legs and arms.

Known as 'Kinesio' Tape, this device is a strong, elasticized tape

that was designed by Japanese chiropractor Dr Kenzo Kase more than 30 years ago.

Dr Kase developed Kinesio Tape on the basis that the application of tape replicated beneficial manual therapy techniques such as massage and joint mobilization. The tape differs from the traditional rigid strapping tape in that it doesn't restrict movement. Kinesio tape can stretch and contract which will restrict the incorrect movements but allow correct movements. It allows the athlete to continue training longer through injuries as their biomechanics have been corrected. Kase argues that Kinesio Tape also lifts the top layer of the skin off the muscle fascia which enables better blood flow between the dermis and epidermis.

However, there is no clinically meaningful evidence as yet to support the use of Kinesio Tape. Studies have shown some improvement in shoulder and neck pain however the quality of the studies were questioned.

If no other benefit, Kinesio Tape improves psychological performance. Athletes feel better prepared and better supported. Like any clinical treatment, every athlete is different so what works for some may not work for others.

Kinesio Tape is a treatment that needs to work in conjunction with other therapies and shouldn't mask the need for strength and flexibility exercises. There are still more studies needed to assess the efficacy of the new innovation but one thing is for sure; Kinesio Tape is taking fashion to the next level!

Tape should be placed by a physiotherapist to ensure that it provides correct support.

Article provided by Northern Districts Physiotherapy Northern Districts Physiotherapy Eastwood Village Square Shop 20A, 1 Lakeside Road Eastwood NSW 2122 Phone: 02 9874 8410 Fax: 02 9874 6192 Email: ndpe@optusnet.com.au Website: www.ndpe.com.au (Suite also at Epping on Midson Road call for appoint-

What are DogRocks?

Dog Rocks[®] are a product mined in Australia that helps prevent those nasty yellow urine burn stains appearing on your lawn. Dog Rocks[®] have been laboratory tested and is safe for your pet. Dog Rocks[®] filter out impurities from water such as Tin, ammonia and nitrates. These impurities are usually passed out through urine, and when grass comes in contact with these elements it results in urine burn on grass, resulting in a dead, yellow patch on your lawn.

Dog Rocks[®] give your four legged friend a cleaner source of water, while eliminating urine burn on grass this will result in the stop of those nasty burnt yellow patches on your lawn.

Without the impurities in the water, Dog Rocks[®] actually help your dog fertilize your lawn! This is great for you, your dog & your lawn!

We tested these rocks recently when we went from a one to a two dog household. It doesn't immediately fix the already burned areas however new burn areas were avoided and now it does appear to have improved the lawn's growth and the existing patches have grown back beautifully. (Our lawn is buffalo variety) The rocks are a little expensive—but to have a beautiful green lawn for us it was worth it! Friends have said it was important for them to use the rocks as they rent their house and part of their tenancy is to maintain the garden and lawn areas. It has helped tremendously and seems to have improved the lawn's growth.



May 2013

VALE—TONY FARMER

Tony Farmer, a widely-known, popular and respected member of Hornsby Dog Training Club, died on 21st March, 2013.

Tony has been a pillar of Hornsby club for so long that few members can remember the club without him. He joined the club in August 1973, to train his family's boisterous young Labrador. His affection for gundogs, particularly for Labradors, and his involvement with the club has continued ever since. Tony was soon contributing formally to club activities; he was elected to the club's committee in November 1973 just a few months after joining. He was elected President for the first time a year later, in November 1974.

Since then, Tony has held most committee positions in the club, including President, Secretary and Chief Instructor. He was a frequent and regular instructor with the club, and also helped and encouraged others to become instructors. Tony was Trial Manager for many years, and this is the role in which most people outside the club would have known him.

Hornsby Dog Training Club recognised Tony and his wife Paquita with well-deserved life memberships in August 1979

Tony's career was as a research physicist with CSIRO. He retired two years ago, but continued to be involved in research as a consultant. In retirement, he was able to find more time for attending ballet and music events and for following the Swans AFL team, and he enthusiastically discovered a new hobby of helicopter flying. He was a loving husband, father and grandfather, always delighting in the achievements of his family.

Tony Farmer was a wonderful person, helping others, good-humoured, patient, and energetic, and he will be missed and remembered.

Jill Kaldor – Life Member HDTC



The HDTC 60th Obedience Trial was held on the evening of 16th March 2013 and for the first time in a number of years, there wasn't a drop of rain!

There is a lot of work involved in running a Trial, but under the management of Tony Farmer, the whole day/evening ran smoothly, just as in many previous years. I am deeply saddened that he won't be around to work the Trial with me next year.

We had a total of 129 entries and on the night we had 25 qualifiers at the various different levels of competition.

The highest scoring dog was Ms K. Minton's German Shepherd with 198 points (out of a possible 200) in the Open class.



The trophy for the only HDTC member to qualify went to Mrs D. Cooper's Flat Coated Retriever in the Open Gundog class.

I would like to take this opportunity to sincerely thank all of our willing helpers – without whom we couldn't run a Trial.

A special thank you to Narelle & Graeme who so capably managed the Officials catering. Many thanks also to Alan Connors who so capably mans the BBQ to feed the competitors.

Anne Eddins – Trial Secretary


5 Easy Rules of Training Attention, Lure, Mark, Reward, Release

- ◆ **ATTENTION** get your dogs attention i.e. use their name
- ◆ **LURE** the dog into desired position using food with the appropriate hand signal (introduce word once dog is displaying action i.e. SIT)
- ◆ **MARK** the action using voice i.e. "good"
- ◆ **REWARD** with the lure (food) and a pat and praise
- ◆ **RELEASE** the dog with a word i.e. "OK"

The Post

The Law, Your Dog and You!

<https://www.lawsociety.com.au/idc/groups/public/documents/internetyounglawyers/420246.pdf>



Did you know that there is a NSW law that protects the whole community by ensuring responsible dog ownership?

The NSW Dog Companion Act states:

- ◆ *Dogs and cats must be micro chipped by the age of 12 weeks and registered with local council by 6 months of age*
- ◆ *Owners must ensure dogs cannot escape their property*
- ◆ *Other than Assistance dogs your dog is prohibited from children's play areas, school grounds and child care areas, food preparation and consumption areas. One amendment states that with the permission of café owner you can have a pet at an outdoor café provided that the dog is restrained and you do not feed them. (something I think few people know) Also prohibited from beach and park areas where indicated "no dogs".*
- ◆ *In public places dogs must wear collars and identification and be on leash. (another thing many people don't know)*
- ◆ *Greyhounds must be muzzled and restrained at all times in public places and there are additional rules about dangerous dogs.*
- ◆ *Dog faeces (poo) must be picked up immediately.*
- ◆ *You must not have any more than 4 dogs under your control at any time in a public place.*

More on this law next issue

Signs your dog may not be feeling well

Indirect signs

Hiding—they may be not playing a game

Going away on own

Pawing at you

Not eating

Drinking a lot of water

Overly quiet

Constant licking

Growling

Change of behavior— accidents around the house

Constant urinating

Refusal to play

Refusal to go down or up steps

Shaking head (unless you are teaching them to say no)



Direct signs

Limping / Walking slowly

Eye weeping

Sloppy faeces—change in bowel habits

Scratching at ear or mouth or other part of body

Coughing, sneezing

Drooling

Excessive panting

With older dogs it may not just be old age—there may be underlying causes that can be treated and prevented from worsening.

Make you vet your best friend and ensure your dog has annual if not six monthly check ups. Keep vaccinations and heart worm up to date and always check for ticks.

It may be an allergy, something they have eaten or they may just be having an off day—you can watch and check on them but best of all—A visit to the vet can make you both feel better.



January 2013

Help at Your Club

There are many activities to get involved in at the Hornsby Dog Training Club. The club is all about its members and their furry friends.

All roles are voluntary.

From President, to Chief Instructor and to those wonderful people in the club house ensuring registrations and your details are processed and to Don who mans the barbecue the 2nd Sunday of each month.

With additional help the club could do more for its members.

We need help with :

Vet checking dogs prior to commencement of training (15 minutes if you have the skills)

Collecting money (15 minutes - prior to training)

Setting up agility (there just aren't enough of us with the strength to put things out and pack away)

And more :

Get involved on the committee this year and learn more about the club.

Train to be an instructor

Of course suggestions are always welcome but participation is even better!

Please let the club know by email /phone if there is something you would like to be involved in.

See Contact Numbers on the last page.

German Shepherd Puppies - Exciting Announcement—Litter Due End of April


Registered Breeder

*Freevale Tickled Pink A-Z 'Remy' has been mated to the exciting German import Calli Vom Feiemereck.

Remy is a pretty, 'large strong girl of very good type and proportions, very good strong head, high withers firm back croup has good length and lay with very good hindquarter angulation, good strong thighs, very good fore and under chest development. Stands correct in front. Steps correct coming and going and displays a good powerful reaching and balanced movement'.

Puppies available to pet and show homes.

Email expressions of interest to :- sarahlaughlin@hotmail.com



For Sale or Wanted?

Would you like to advertise in this

Newsletter?

If you have doggie items that you would like to give away or sell or need.

Send your email to

gurang@optusnet.com.au

Subject line : Hornsby Dog Training Club.

For Sale section

Can you recommend any pet friendly accommodation?

I am sure our members would be interested in somewhere that is secure and safe for pets and equally relaxing for owners.

Beachside?????? Chalet???? Re-sort????

Email to: gurang@optusnet.com.au

do?LOGIC
DOG TRAINING

www.doglogic.com.au


For all ages from puppies through to adult dogs
Individual & custom designed programs
tailored to fit your lifestyle,
We come to you

Trudi Thorpe
trudi@doglogic.com.au
02 9591 1886
0419 999 975

Julie Adams
julie@doglogic.com.au
02 9560 1808
0421 053 438



The Post



Now I have your
attention—take a look
at the resources!
Clipart

Resources

Websites—Food and Accessories

Compare—may be cheaper than retail stores on some products : **Consider shipping and delivery costs in your comparison**

www.vetshopaustralia.com.au/ Offering \$5 cash back on subscription to newsletter and \$10 cash back on certain flea and tick treatment

www.pawsforlife.com.au/ Offers auto delivery on regular needs and has lots to offer.

www.budgetpetproducts.com.au

<http://petcare2000.com.au/>

Getaways!!!!

Camp K9 website www.campk9.com.au Book now for the September 2013 camp. Camp K 9 is a dog friendly weekend retreat for owners and pets in the Barrington Tops. Where owners and dogs can try their hands and paws at agility and other activities that go beyond basic training. Suitable for all breeds. Accommodation is from resort style rooms to cabins and you can even pitch your tent or bring your caravan and set up at the beautiful Riverwood Downs. Dates for 2013 Thursday 12— Sunday 15th September.

Sydney Pooch Trails— http://us.sydney.com/Sydney_pooch_trails_p3123.aspx

Download walks, find places for off and on leash places to take your dog from Sirius Cove Mosman to Olympic Park Homebush.

This site also has information on hotels / accommodation for dogs.

Such as Sebel Pier One and Lilianfels in the Blue Mountains.

Contact Us

Post P O Box 3257, Asquith NSW 2077
Email hornsbypdogtrainingclub@hotmail.com
Website www.hornsbypdogtrainingclub.org.au

POSITION	NAME	PHONE NUMBERS
PRESIDENT	Kathy Sharp	9456 2287 (h) 0422 598 041 (m)
VICE PRESIDENTS	Jo Tucker	9476 2782 (h) 0415 318 613 (m)
	John Sharp	9456 2287(h)0413 069 574(m)
SECRETARY	Don Day	9987 4380 (h)
ASSISTANT SECRETARY	Rose Day	9987 4380 (h)
TREASURER	Anne Eddins	9457 9838 (h) 0418 668 718 (m)
POST EDITOR	Narelle Brown	Email :gurang@optusnet.com.au
PUBLICITY OFFICER	Rowena Bennett	8005 0859 (h) 0432 561 425 (m)

We like to hear from our members — Contact the committee if you have questions, if you would like to make suggestions, or to offer help and support.

For the Post email:
gurang@optusnet.com.au